

Coolroom Shelving





400W Coolroom Shelving Bays - Wire Infills

- 3 x shelves per bay
- Finish: Black frame and beams with zinc wire shelf infills

Part No.	Height	Width	Depth	Bay Type
AP9780/09/3BK	2200	914	400	Starter
AP9781/09/3BK	2200	914	400	Add-On
AP9780/12/3BK	2200	1210	400	Starter
AP9780/12/3BK	2200	1210	400	Add-On



750W Coolroom Shelving Bays- Wire Infills

- 3 x shelves per bay
- Finish: Black frame and beams with zinc wire shelf infills

Part No.	Height	Width	Depth	Bay Type
AP9785/09/3BK	2400	914	750	Starter
AP9786/09/3BK	2400	914	750	Add-On
AP9785/12/3BK	2400	1210	750	Starter
AP9785/12/3BK	2400	1210	750	Add-On

Upright Frames

- Select from our range of standard frame sizes designed to meet the most common requirements in a range of industries
- Fully welded construction with levelling feet
- You can also order frames manufactured in a custom size up to 900mm wide. Please enquire

Part No.	Overall Width	Height
400mm Wide Frame		
AP40982/22MB	400	2200
750mm Wide Frame		
AP40983/24MBK	750	2400



*This is the “Centre” dimension of the upright frames. To get an overall length of a single bay or run of bays, add 15mm onto each end.


Shelving Beams

- 50 × 30mm rectangular steel tube with angle for shelf to rest.
- Beams can be manufactured to suit a particular bay length. Please enquire

Part No.	Nominal Length	Actual Bay Length
AP40950/09MBK	900	916
AP40950/12MBK	1200	1241
AP40950/15MBK	1500	1520
AP40950/18MBK	1800	1830
AP40980/24MBK	2400	2400

Wire Shelves

- Re-inforced wire shelves with close wire spacing to support bottles
- Long-lasting bright zinc finish
- Use the combination of lengths to suit your selected bay length



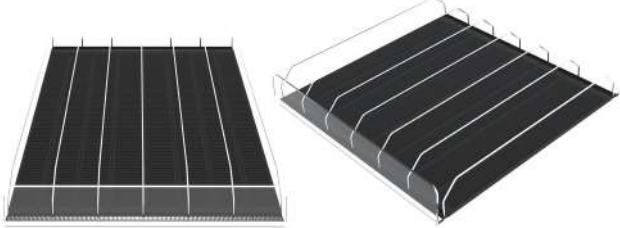
Part No.	Shelf Length	Actual Shelf Depth
400mm Wide Frame		
AP40970	1200	335
AP40971	600	335
AP40975	900	335
750mm Wide Frame		
AP40983/24MBK	1200	690
AP40983/24MBK	900	690

Auto-Roller Shelf Mats



Benefits:

- **Neat, front-facing presentation:** Auto-roller shelf mats automatically roll products forward, ensuring bottles and cans are always fronted and tidy
- **Maximises product visibility:** Keeps labels and branding clearly visible, encouraging impulse purchases
- **Reduces staff time spent fronting:** Eliminates the need for manual product pulling, saving time and labour
- **Improves stock rotation:** Promotes first-in-first-out (FIFO) by keeping older stock at the front
- **Durable and easy to clean:** Built for high-moisture environments like coolrooms and fridges
- **Simple retrofit solution:** Easily installed into existing shelving without major modifications
- **Works with a variety of packaging:** Suitable for cans, PET bottles, glass bottles, and more



Auto-Roller Shelf Mat

- ADP's Auto-Roller Shelf Mat makes maintaining your store presentation a breeze. Easy to install, and compatible with most styles of fridge and coolroom shelving, the Auto-Roller Shelf Mat will ensure drinks are always displayed at the front of your fridge or coolroom doors


Part No.	Size (W x D)	Colour
AP720	680 × 550	Black



Auto-Roller Wire Divider

- Wire dividers keep merchandise neatly segmented on your Auto-Roller Shelf Mat. Dividers can be adjusted along the Auto-Roller Shelf Mat using the in-built groove rail

Part No.	Size (L x H)	Colour
AP721	512×130	Silver



Auto-Roller Acrylic Front

- Ideal for angled shelves, the Acrylic Front for Auto-Roller Mats ensures that stock is retained as close as possible to the front of the shelf mat

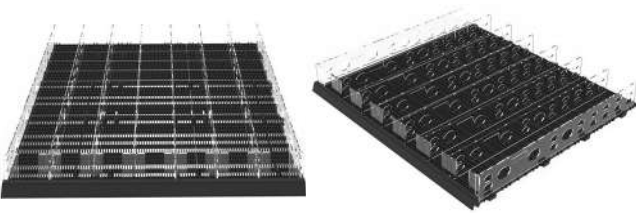
Part No.	Size (L x H)	Colour
AP723	676 × 70	Clear

Gravity Mats



Benefits:


- **Cost-effective solution:** An affordable way to upgrade fridge or coolroom shelving without investing in full roller systems
- **Improves shelf appearance:** Ensures drinks slide forward for a consistently neat, fronted display
- **Reduces labour costs:** Minimises the time staff spend manually fronting stock
- **Enhances product visibility:** Keeps labels and packaging clearly in view to boost impulse sales
- **Promotes stock rotation:** Helps ensure FIFO by naturally moving older stock to the front
- **Quick retrofit:** Easy to install into most existing shelf setups with no tools or major changes
- **Durable and hygienic:** Made from low-friction plastic, designed for wet and cold environments



Gravity Shelf Mat

- ADP's Gravity Shelf Mat is a cost-effective solution for maintaining optimum shelf presentation in your store. Use with the Gravity Divider to achieve the perfect combination of presentation and flexibility

Part No.	Size (W x D)	Colour
AP725BL	670 × 550	Black



Gravity Divider

- Acrylic dividers keep merchandise neatly segmented on your Gravity Shelf Mat. Dividers can be adjusted along the Gravity Shelf Mat using the in-built groove rail

Part No.	Size (L x H)	Colour
AP726	550 × 70	Black

Contact Us

1800 642 366

www.adpstore.com.au

sales@adpstore.com.au

Sydney

Level 6, 10 Herb Elliot Ave
Sydney Olympic Park, NSW 2127

☎ 1800 642 366

Perth

33 Tamara Drive
Cockburn Central, WA 6164

☎ 1800 642 366

Adelaide

255 Richmond Road
Richmond, SA 5033

☎ 08 7079 2025

Brisbane

Level 4, 97 Boundary Street
West End, QLD 410

☎ 1800 642 366

Melbourne

Unit 4, 2 Thomsons Road
Keilor Park, VIC 3042

☎ 1800 642 366

Auckland

40 Onehunga Mall
Onehunga, Auckland 1061

☎ +64 9 950 8720